

Extended Access Technologies RFID and Contact Technology Embedded and Desktop

How to Order Guide

PLT-04888, Rev B.7
August 2025





Copyright

© 2020 - 2025 HID Global Corporation/ASSA ABLOY AB. All rights reserved.

This document may not be reproduced, disseminated or republished in any form without the prior written permission of HID Global Corporation.

Trademarks

HID GLOBAL, HID, the HID Brick logo, the Chain Design, Corporate 1000, Crescendo, iCLASS, iCLASS SE, ISOProx, OMNIKEY, ProxPoint, HID Mobile Access, Secure Identity Object, SIO, and Seos are the trademarks or registered trademarks of HID Global, ASSA ABLOY AB, or its affiliate(s) in the US and other countries and may not be used without permission. All other trademarks, service marks, and product or service names are trademarks or registered trademarks of their respective owners.

MIFARE, MIFARE Classic, MIFARE DESFire, and MIFARE DESFire EV1, are registered trademarks of NXP B.V. and are used under license.

Contacts

For technical support, please visit: <https://support.hidglobal.com>.

What's new

Date	Description	Revision
August 2025	Minor updates.	B.7

A complete list of revisions is available in [Revision history](#).



Contents

1. Overview	4
2. Product selector guide - secure identity and general purpose applications	5
13.56 MHz contactless and contact reader technology	5
3. OMNIKEY SE Reader Core	6
4. HID Mobile Access	8
What is HID Mobile Access?	8
Onboarding and ordering	8
Solution component overview	9
5. OMNIKEY Secure Element	10
Product selector guide – general purpose applications	11
13.56 MHz contactless and contact reader technology	11
Multi-ISO - embedded reader family	12
MIFARE Easy embedded readers	12
6. Product selector guide – Logical Access/PC applications	13
13.56 MHz contactless and contact reader technology	13
7. Logical Access/PC applications	14
OMNIKEY Embedded Smart Card Readers, boards, and accessories	14
OMNIKEY Embedded Technology Chipsets	15
8. OMNIKEY Desktop Smart Card Readers	16
Accessories ordering guide	20
9. Product selector guide – 125 kHz proximity reader technology	21
Embedded reader selector chart - 125 kHz proximity reader technology	21
10. 125 kHz contactless embedded reader module ordering	22
125 kHz embedded reader module antennas	22
11. Indala Proximity	23
OMR module ordering guide	23
12. 13.56 MHz contactless embedded transponder ordering	24
207 - iCLASS eUnit ordering guide part numbers and options	24
507 – Seos eUnit part numbers and options	25
13. 125 kHz contactless embedded transponder ordering	26
1390 - eProx Tag Embedded Proximity part numbers and options	26
Appendix A - Extended Access Technologies Service Modules	27
Summary	27
A.1 Definitions	27
A.2 Antenna integration	27
A.3 DTK Support	28
A.4 Project Management	28
A.5 Ad-hoc Support	29
Appendix B - Development Tool Kits	30
B.1 OMNIKEY Secure Element - 3134BNK0000	30
B.2 OMNIKEY 5x27CK - 3134ANL0000	31
B.3 OMNIKEY SE Reader Core - 3134BNM0000	32



1. Overview

Welcome to Extended Access Technologies by HID.

HID offers a variety of Desktop readers, reader boards and embedded modules designed to meet a variety of requirements for form, fit, and function. Use this How To Order Guide or speak with one of our integration specialists (refer to the following email addresses) to find the housed Reader, Reader Board or module that best meets your requirements across a number of design and use criteria.

1.1 Integration specialist contact:

EMEA	Americas	APAC
Connect_Europe@hidglobal.com	Connect_Americas@hidglobal.com	Connect_APAC@hidglobal.com

1.2 Secure Identity and general purpose Solutions

HID is a trusted, worldwide leader in providing RFID solutions for the delivery of Secure Identity. The HID Extended Access Technologies embedded and desktop solutions provide OEMs and end-customers with a unique platform to extend the use of HID technology beyond traditional access control to include applications in banking, cashless payment, biometrics, alarm system control, HVAC, medical devices, laptops, secure print and much more. We offer a wide range of desktop readers, Reader Boards and embedded modules designed to meet a variety of requirements for form, fit, and function.

1.3 Logical Access/PC applications

Logical access encompasses a number of PC- and network-related applications including secure authentication and/or log-in to the PC or network, secure email, secure printing, data encryption, file/folder encryption, single sign-on, and remote VPN access. By collaborating with IT industry leaders, HID has complemented its Physical Access Control System (PACS) offerings with an extensive portfolio of logical access offerings and enabling a wide range of logical/physical convergence solutions.





1.4 Contactless Embedded Transponders

Seos® and iCLASS® eUnit - The HID iCLASS 13.56 MHz transponder can be used in diverse tagging applications such as long-range gate transmitters, containers and key fobs. The iCLASS eUnit is easy to add to any device by gluing, molding or fastening the eUnit Tag transponder to any non-metallic housing

eProx Tag - HID's eProx 125 kHz transponder assists third party manufacturers with embedding HID proximity technology into applications such as gate transmitters, key heads, and badges. The eProx transponder comes in a number of form factors with and without a clear poly covering, depending on the coil diameter. The transponder can be easily glued, molded or fastened into any non-metallic housing.

2. Product selector guide - secure identity and general purpose applications

13.56 MHz contactless and contact reader technology



DTK	3134BNM0000	Not applicable		3134BNK0000
Embedded Module	OMNIKEY SE Reader Core	MIFARE Easy Reader Core	MIFARE Easy Reader Board	OMNIKEY Secure Element
Features	<ul style="list-style-type: none"> • OMNIKEY SE Platform • Low power for battery applications 	<ul style="list-style-type: none"> • MIFARE smart cards 		<ul style="list-style-type: none"> • OMNIKEY Secure Element Platform • Seos Credentials
Image				
Interface(s)	Wiegand, UART, USART	CMOS TTL	RS-232	ISO7816 -3 (T=1)
Power	Normal supply: 3.5 - 6V 3V3 Direct supply: 3.1 - 3.5V	5 V DC + or -10% regulated		Voltage classes A, B, and C (5 V and 3 V respectively) supported
Current	Autonomous - pinger: 7.5 uA at 5V, interval 250 ms Autonomous - polling: 52 mA at 5V	150 mA <10 mA in power down mode		Normal Operation - 25mA Max Standby Operation - 100uA (2.7V<Vcc<3.3V) Hibernate Operation - 1uA (1.62V<Vcc<1.98)
Antenna(s)'	Single External HF, off-the-shelf Single External LF, off-the-shelf Single External Bluetooth, off-the-shelf	Single External	Single Integrated	Not applicable
Contact Slot	None	None	None	Not applicable
Protocol	Wiegand, HID custom and pass-through	Custom ASCII and binary protocol		ISO7816 -3 (T=1)
Integration Difficulty	Medium Embedded in host system, Antenna optimization required	Medium	Medium	Difficult
Size	Mini form factor: 1.1 x 1.2 x 0.28 in 28 x 30.5 x 7.1 mm Standard form factor: 1.3 x 1.7 x 0.29 in 33 x 43.1 x 7.4 mm	1.0 x 1.18 x 0.19 in 2.0 x 25.5 x 30.0 mm	2.76 x 1.77 x 0.48 in 70.0 x 45.0 x 12.1 mm	4 mm x 4 mm Surface Mount Device VFQFN 20 Pin package

Note: Custom tuning and custom size of antenna available - contact your HID representative for further information

3. OMNIKEY SE Reader Core

The HID Global OMNIKEY SE Reader Core is “what’s next” in intelligent physical and logical access for connected workspaces, healthcare environments, education campuses, office buildings and beyond. It is the second component in the reimagined OMNIKEY RFID product platform, which brings together HID’s flagship OMNIKEY® desktop readers and iCLASS® reader modules into a highly regarded RFID user authentication offering.

The OMNIKEY SE Reader Core allows integrators to design next-level mobile functionality into devices for physical access, including doors, elevators, turnstiles as well as logical access, including laptops, IT applications, secure printing, vending, smart lockers and much more








Description	Base Part #	Optional Config Suffix	Product Image
<p>OMNIKEY SE Reader Core - Mini Form Factor</p> <p>iCLASS, iCLASS SE/SR, Seos, MIFARE Classic, MIFARE DESFire 0.6, EV1, EV2, EV3², Mobile credentials powered by Seos (HID Mobile Access)</p> <p>Dimensions: 1.1 x 1.2 x 0.28 in 28 x 30.5 x 7.1 mm</p>	<p>RCS55100000¹ RCS55100000-SAMPLE³</p>	<p>- XXXXXX</p>	
<p>OMNIKEY SE Reader Core - Standard Form Factor</p> <p>iCLASS, iCLASS SE/SR, Seos, MIFARE Classic, MIFARE DESFire 0.6, EV1, EV2, EV3², Mobile credentials powered by Seos (HID Mobile Access)</p> <p>Dimensions: 1.3 x 1.7 x 0.29 in 33 x 43.1 x 7.4 mm</p>	<p>RCL55100000¹ RCL55100000-SAMPLE³</p>	<p>- XXXXXX</p>	

¹ Minimum orders of 20 pieces, supplied in trays of 20 pieces. Orders for quantities other than multiples of 20 pieces are not possible.

² MIFARE DESFire EV2 and EV3 support EV1 compatibility mode.

³ Minimum order 1 piece and max 9 pieces.



Model Description	Base Part Number	Product Image
OMNIKEY SE Reader Core HF Antenna (Air Tuned) 34 x 48 mm (1.34 x 1.89 in) Minimum Order Quantity 20 pieces and in multiples of 20.	4090A10 ¹	
OMNIKEY SE Reader Core HF Antenna (Air Tuned) 38 x 83 mm (1.5 x 3.26 in) Minimum Order Quantity 20 pieces and in multiples of 20.	4090A11 ¹	
OMNIKEY SE Reader Core HF + LF Antenna (Air Tuned) 34 x 48 mm (1.34 x 1.89 in) Minimum Order Quantity 20 pieces and in multiples of 20.	4090A16 ¹	
OMNIKEY SE Reader Core Antenna Cable (Pack of 20) 51 mm (2 in) For use with RCS55100000 Antenna Connector on one end, bare wire connection on other end.	4091A10	
OMNIKEY SE Reader Core Antenna Cable (Pack of 20) 51mm (2in) For use with RCL55100000 Antenna Connector on one end, OMNIKEY SE Reader Core Connector on other end.	4091A11	
OMNIKEY SE Reader Core LF Antenna 65 x 28 x 1.3 mm (2.56 x 1.10 x .050 in) Minimum Order Quantity 200 pieces and in multiples of 200.	6500-101-03	
Bluetooth Smart Antenna 18.4 x 7.5 x 0.55 mm (0.72 x 0.3 x 0.02 in) Minimum Order Quantity 20 pieces and in multiples of 20.	A51270031	
OMNIKEY SE Reader Core Developer Tool Kit	3134BNM0000	Image coming soon
iCLASS SE Test Card Pack Pre-programmed card set to test data output from iCLASS SE and OMNIKEY SE Readers.	3156-700	Image coming soon
OMNIKEY SE Reader Core DTK Credential Pack for full testing of technology support.	MMP-07904	Image coming soon

¹ Supplied in trays of 20 pieces packed in boxes of 5 trays (100 pieces in total). Orders for quantities other than multiples of 100 pieces are not possible.

4. HID Mobile Access

What is HID Mobile Access?

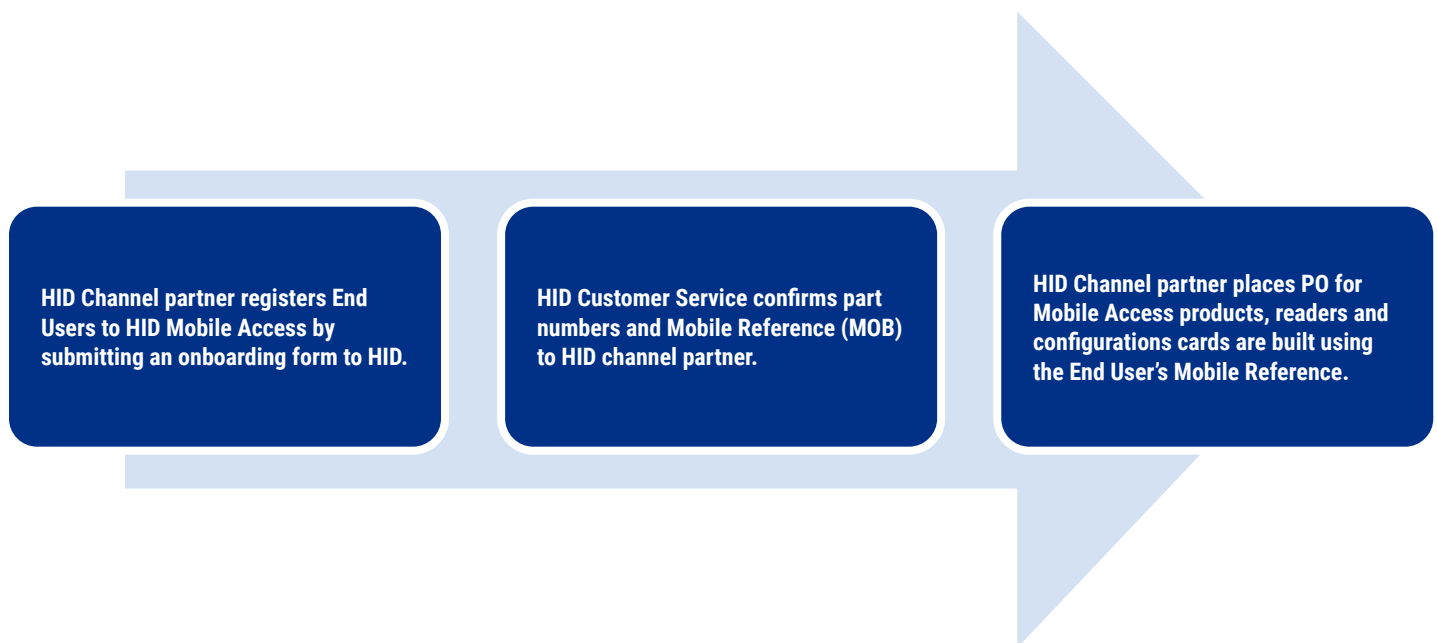
HID Mobile Access® complements your existing credentials based solution. In addition to using cards or fobs, staff can now securely access facilities using their Android or iOS mobile device.

HID Mobile Access, powered by Seos, consists of the following components:

- HID Mobile Access Portal: A management portal that allows you to manage users and securely issue or revoke Mobile IDs to users' handsets. The portal is available as a hosted service.
- HID Mobile Access Application: This app is available for Android and iOS devices, free of charge.
- Mobile IDs: The Mobile IDs with integrated Seos technology are for management of trusted identities.
- iCLASS SE mobile-enabled Readers.

Onboarding and ordering

The following steps are required to complete onboarding, to be able to order products for use with HID Mobile Access:



To get more information on how to register for HID Mobile Access please contact you HID Sales Representative or HID Customer Service.

Contact information is available at: <http://www.hidglobal.com/customer-service>



Solution component overview

Component	Details	Supplemental information needed for order
Mobile Reference (MOB)	Mobile References are specific to a given organization and are confirmed during account setup. The correct Mobile Reference must be supplied when ordering HID Mobile Access Reader, Configuration Cards, and Mobile IDs.	
Mobile IDs	Mobile IDs are virtual credentials electronically delivered to the Organizations Mobile Access Portal account. Part number: CRD633ZZ-xxxxx Custom Mobile ID, xxxxx specific to organization and issued at time of part number creation.	xxxxx specific to organization
Mobile-Ready Readers	Mobile-Ready readers are prepared to support HID Mobile Access, but lack the personalized configuration to read an organization's specific Mobile IDs. These readers can be ordered at any time but will require field activation after the organization has completed registration for HID Mobile Access. To support a specific organization's Mobile IDs, these readers need to be personalized using a Mobile Key Card. Mobile-Ready readers can be ordered with NFC support only, or NFC and Bluetooth Smart support.	
Mobile-Enabled Reader	Mobile-Enabled readers are fully activated and personalized to support an organization's specific Mobile IDs. These readers can only be ordered after the organization has completed registration for HID Mobile Access and assigned a Mobile Reference (MOB) or HID Elite Reference (ICE). MOB or ICE will be required at time of order. Mobile-Enabled readers can be ordered with NFC support only, or NFC and Bluetooth Smart support.	Mobile Reference
Mobile Key Card	Configuration card used to personalize and activate a Mobile-Ready reader; converting it to a Mobile-Enabled reader. For OMNIKEY 5x27CK Readers: Part number: SEC9X-CRD-E-MKYD For Readers implementing OMNIKEY Secure Element: Part number: SEC-OK-CRD-E-MKYD	Mobile Reference

5. OMNIKEY Secure Element

The OMNIKEY® Secure Element is HID's next generation secure element replacing the iCLASS SE processor, which has been used in a multitude of different devices in various industries as a key to the HID Ecosystem. So, the story of simple to use, high-end security will continue to the next level.

The OMNIKEY Secure Element enables OEM partners to become part of the HID Ecosystem. This single chip is the key to leverage all the advantages of Seos and other technologies from HID, such as iCLASS® and iCLASS SE®. It can also be used for other card technologies like MIFARE DESFire. It enables reader manufacturers, developers, and system integrators to quickly and easily integrate SIO and allows them to make their devices TIP nodes.

In addition to the enablement of the HID Ecosystem, the feature-rich OMNIKEY Secure Element can also be used for true random number generation, secure key storage, and security enhanced encryption support.

The OMNIKEY Secure Element enhances security with a device and technology-independent layer of additional security on top of device-specific security, acting as a digital data wrapper for additional key diversification, authentication and encryption.

Description	Base Part #	Optional Custom Suffix	Product Image
OMNIKEY Secure Element Chip Surface Mount Device, 4 mm x 4 mm VFQFN 20 Pin package	SEL55100001 (Reel of 200 chips) SEL55100000 (Reel of 1,000 chips)	xxxxxx	
OMNIKEY Secure Element Accessories OMNIKEY Secure Element sample pack of 10 chips	SEL55100000-SAMPLE	xxxxxx	
OMNIKEY Secure Element Developer Toolkit	3134BNK0000	xxxxxx	
OMNIKEY Secure Element Card ID1/000 Card - ID 1 Card with ID-000 punch out Minimum Order Quantity: 50 cards	SEL55100002 (Minimum Order Quantity 20 cards)	xxxxxx	

Description	Part Number		
	Base Part Number	Elite (E) or Standard Security	Configuration Settings ¹
Elite Upgrade Cards ² Setup OMNIKEY SE Platform readers for Elite credential keys or reader admin keys.	SEC-OK-CRD-	E = Elite Key ³	-P000 = Standard to Elite reader admin keys
		E = Elite Key ³	-P001 = Elite credential keys
Elite DownGrade Cards Setup OMNIKEY SE Platform readers for Elite credential keys or reader admin keys	SEC-OK-CRD-	E = Elite key	-P002 = Elite to Standard reader admin keys
		0 = Standard-1	-P003 = Standard 1 credential keys





¹ Keys
Specify Elite "E" or Standard-1/Standard-2 "0" based upon keys ALREADY LOADED in the reader that needs to be configured.

² Elite Upgrade Cards
Reader admin keys and reader credential keys must both be changed to upgrade or downgrade to or from Elite. A separate card is required for reader admin keys and reader credential keys. To complete an Elite upgrade or downgrade a Reader Configuration Card with specific configuration extension may also be required to modify configuration options other than Elite keys, for example modification of 125 kHz or 13.56 MHz interpreters.

³ Keys
Specify Elite "E" based upon Elite keys TO BE LOADED in the reader that needs to be configured.



Product selector guide – general purpose applications

13.56 MHz contactless and contact reader technology

DTK	Not applicable		Not applicable	
Embedded Module	Multi-ISO Reader Core	Multi-ISO Reader Board	MIFARE-Easy Reader Core	MIFARE-Easy Reader Board
Features	13.56 MHz Smart Cards, RF and Contact Payment Card		13.56 MHz Smart Cards,	
Image				
Interface(s)	CMOS TTL	RS-232	CMOS TTL	RS-232
Power	5 V DC + or - 10% regulated		5 V DC + or - 10% regulated	
Current	90 - 200 mA depending on antenna (without connected SAM) < 10 mA at power down mode	< 150 mA (without SAM) < 10 mA at power down mode	90 - 150 mA depending on antenna (without connected SAM) < 10 mA at power down mode	150 mA < 10 mA at power down mode
Antenna(s)'	Single External Integrator must develop	Single External	Single External Integrator must develop	Single External
Contact Slot	Support for single external socket	1 x integrated ID-000 socket	Not applicable	
Protocol	Custom ASCII and Binary Protocol		Custom ASCII and Binary Protocol	
Integration Difficulty	Medium		Medium	
Size	1.0 x 1.18 x 0.19 in 2.0 x 25.5 x 30.0 mm	2.76 x 1.77 x 0.48 in 70.0 x 45.0 x 12.1 mm	1.0 x 1.18 x 0.19 in 4.8 x 25.5 x 30.0 mm	2.76 x 1.77 x 0.48 in 70.0 x 45.0 x 12.1 mm



Multi-ISO - embedded reader family

The family of 13.56 MHz Multi-ISO Reader Boards supports one of the broadest ranges of transmission protocols and transponder ICs available on the market. Featuring integrated SAM support for security, the highly inter-operable reader boards support a wide range of industry standards including ISO 14443A/B, ISO 15693, ISO 18000-3, and EPC, allowing the reader to be easily used for public transport, financial transaction, and many other applications. The reader board is also optimized for maximum data throughput times on both the air and serial interface, and is available with a variety of antenna size options for easy integration in virtually any mobile or compact application.

Model	Description	Part Number	Product Image
Multi-ISO Reader Core	Multi-ISO Reader Core, (F/W V1.2)	0701800159-1	
Multi-ISO Reader Board	Multi-ISO Reader Board, RS-232 (F/W V1.2)	0701800160	




MIFARE Easy embedded readers

The MIFARE Easy embedded readers are a convenient and cost-efficient solution for systems integrators and terminal manufacturers looking for a secure and scalable solution for use in various general purpose solutions featuring read/write capability, MIFARE Easy reader boards are designed to be easily integrated into compact terminals or mobile units, making them ideal solutions for use in Automatic Fare Collection (AFC) ticket vending machines, card validators, card printers, mobile solutions, and various general purpose devices.

Model	Description	Part Number	Product Image
MIFARE-Easy Reader Core	MIFARE Easy Reader Core, TTL (F/W V1.2)	0701800133-1	
MIFARE-Easy Reader Board	MIFARE Easy Reader Board Compact (70 x 45 x 12 mm), RS-232 (F/W V1.2)	0701800029	

6. Product selector guide – Logical Access/PC applications

13.56 MHz contactless and contact reader technology

DTK		3134ANL0000	
Embedded Module	OMNIKEY 5122	OMNIKEY 5127CK-Mini	OMNIKEY 5127CK Reader Core
Features	<ul style="list-style-type: none"> iCLASS®, MIFARE & Contact USB with PC/SC 	<ul style="list-style-type: none"> HID Prox, iCLASS, iCLASS SE®, iCLASS Seos®, MIFARE & DESFire EV1 CCID, Bluetooth Smart & Key Board Wedge 	
Image			
Interface(s)	USB 2.0 PC/SC Drivers	USB 2.0 CCID, Key Board Wedge & UART (5127CK-Mini only)	
Power	USB Bus Powered	USB Bus Powered	
Current	USB Bus Powered	USB Bus Powered	
Antenna(s)¹	Integrated on Board	Integrated on Board	External HF/LF Antenna External Bluetooth Antenna
Contact Slot	1 x Integrated ID-1 Slot	None	
Protocol	CCID ISO7816 T=0, T=1 ISO14443A+B, T=CL HID Custom for iCLASS	PC/SC (ready for 2.01, in CCID mode) Human Interface Device (in Keyboard Wedge Mode)	
Integration Difficulty	Easy	Easy	Medium Embedded in host system, antenna optimization required
Size	5122 2.6 x 2.16 x 0.43 in (66 x 55 x 11 mm)	5127CK Mini Reader Board 1.96 x 1.38 x 0.35 in (50 x 35 x 8.94 mm) 5127CK Mini Reader Board with Industrial Housing 2.2 x 1.6 x 0.63 in (55 x 40 x 16 mm)	5127CK Reader Core 1.06 x 1.02 x 0.21 in (27 x 26 x 5.3 mm)

7. Logical Access/PC applications


OMNIKEY Embedded Smart Card Readers, boards, and accessories

OMNIKEY® Embedded Readers are designed to enable integrators to build solutions for contact and contactless security, loyalty and government applications. They are ideal devices for organizations that need to integrate a highly secure contact and/or contactless PC connected smart card reader board, which in turn enables end-users to use advanced security applications to experience the convenience of contactless technology. The OMNIKEY Embedded Readers were developed as an easy design-in device; just mount the reader board in the product away from metal, connect the USB interface, build an application based on CCID or Keyboard wedge standard and you are up and running in no time.

Model	Description	Part Number	Product Image
5x27 CK Reader Accessory	Cable Management Accessory Pack for OMNIKEY 5127 Mini & 5427 CK Gen 2	A54270002	
5127CK-Mini Reader Board	OK 5127CK Mini contactless CCID and Keyboard Wedge Reader Board MOQ 20 units and must be ordered in multiples of 20	R51270010 R51270010-Elite R51270010-Indala R51270010-UART R51270010-UNI R51270010-UART-UNI	
5127CK-Mini Reader Board	OK 5127CK-Mini contactless CCID and Keyboard Wedge Reader Board with Industrial Housing and integrated buzzer	R51270020 R51270020-Elite R51270020-Indala R51270020-UNI R51270020-UNI-Elite	
5127CK Reader Core	OK 5127CK Reader Core Contactless CCID and Keyboard Wedge Reader Core with optional external Bluetooth Smart and HF/LF Antennas MOQ 20 units and must be ordered in multiples of 20	R51270030 R51270030-Elite R51270030-Elite-Indala R51270030-Indala R51270030-UNI	
5127CK Reader Core Antenna	OK 5127CK Reader Core HF/LF Antenna MOQ 20 units and must be ordered in multiples of 20	A51270030	
5127CK Reader Core Antenna	OK 5127CK Reader Core Bluetooth Smart Antenna MOQ 20 units and must be ordered in multiples of 20	A51270031	
5122 Reader Board	OK 5122 contact and contactless reader board MOQ 100 units and must be ordered in multiples of 100	R51220349	
3121 Reader Board	OK 3121 Contact Smart Card Reader Board with USB Interface MOQ 100 units and must be ordered in multiples of 100	R31210375-1 (with Cable) R31210376 (Flash Memory with Cable) R31210374 (Landing contacts and confrom with Cable)	
3121 Reader Board Holder	PCB clip to hold the OMNIKEY 3121 reader board	A00000017	



OMNIKEY Embedded Technology Chipsets

Description	Base Part Number	Product Image
OMNIKEY Smart@Link Chipset (FW 1.3.1) USB Support Pre-certified (EMV2000, CCID) 32-pin QFN chip Standard MOQ 4,900pieces ¹	C30210310	

¹ Only available in multiples of the MOQ (for example, 4,900, 9,800, 14,700 and so on).




8. OMNIKEY Desktop Smart Card Readers

Each OMNIKEY® Smart Card Reader has a unique part number. These numbers are as listed below and always represent the standard product. Customized products will receive an individual part number upon confirmation of the order. All part numbers must be complete for acceptance by The HID order entry system.




Due to organizational changes, product improvements, and firmware changes, part numbers of OMNIKEY Smart Card Readers can be subject to change.

The following ordering is available for OMNIKEY Readers.





*TAA - Trade Agreements Act of 1979. The TAA is an Act of Congress that governs trade agreements negotiated between the United States and other countries. Provided is a list of countries in which United States institutions may purchase devices.

OMNIKEY Model PC Interface	Customization Options	Description	Part Number	TAA* Part Number	Solution Compatibility	Product Image
3021 USB	<ul style="list-style-type: none"> • Logo • Housing Color • Cable 	<ul style="list-style-type: none"> • USB 2.0 • EMV, CCID • Transparent/ gray housing • MOQ 100 • Order quantity multiples of 100 	R30210315-1		<ul style="list-style-type: none"> • Crescendo® 	
3121 USB	<ul style="list-style-type: none"> • Logo • Housing Color • Cable • Landing Contacts 	<ul style="list-style-type: none"> • USB 2.0 • EMV, CCID • Standard standing base • MOQ 100 • Order quantity multiples of 100 	R31210320-01	R31210349-1	<ul style="list-style-type: none"> • Crescendo 	
3121 USB (TAA)	<ul style="list-style-type: none"> • Logo • Housing Color • Cable • Landing Contacts 	<ul style="list-style-type: none"> • USB 2.0 • EMV, CCID • Standard standing base • MOQ 10 • Order quantity multiples of 10 • TAA compliant 	R31210349-1	Not applicable	<ul style="list-style-type: none"> • Crescendo 	






OMNIKEY Model PC Interface	Customization Options	Description	Part Number	TAA* Part Number	Solution Compatibility	Product Image
5022 CL USB	<ul style="list-style-type: none"> • Logo • Housing Color • Cable 	<ul style="list-style-type: none"> • Contactless (13.56 MHz) Desktop Reader • Available in various color options • Available with different cable lengths • Available with choice of USB-A and USBC connector • Optional Card Retainer & Mounting Accessories • MOQ 10 • Order quantity multiples of 10 	<p>R50220318-DB (Dark Blue) R50220318-GR (Gray) R50220319-DB (Dark Blue, USB A, 13cm Cable) R50220319-GR (Grey, USB A, 13cm Cable) R50220320-DB (Dark Blue, USB C, 1.5m Cable) R50220320-GR (Grey, USB C, 1.5m Cable) R50220321-DB (Dark Blue, USB C, 13cm Cable) R50220321-GR (Grey, USB C, 13cm Cable) (See "Mounting Accessory Pack" and "Card Retainer")</p>	N/A	<ul style="list-style-type: none"> • iCLASS 	
5022 CL USB	<ul style="list-style-type: none"> • Not applicable 	<ul style="list-style-type: none"> • Contactless (13.56MHz) Desktop Reader • IP67 rating allowing cleaning/ disinfection and use in damp environments • USB A Connector • MOQ 10 • Order quantity multiples of 10 	<p>R50220318-CR</p>	Not applicable	<ul style="list-style-type: none"> • iCLASS 	
5023 USB	<ul style="list-style-type: none"> • Logo • Housing Color • Cable 	<ul style="list-style-type: none"> • Contactless (13.56 MHz) Desktop Reader with integrated Secure Element • Optional Card Retainer & Mounting Accessories • MOQ 10 • Order quantity multiples of 10 	<p>R50230318-DB (Dark Blue) (See "Mounting Accessory Pack" and "Card Retainer")</p>	Not applicable	<ul style="list-style-type: none"> • iCLASS • iCLASS SE® • iCLASS Elite • Seos® 	



OMNIKEY Model PC Interface	Customization Options	Description	Part Number	TAA* Part Number	Solution Compatibility	Product Image
5025 CL USB	<ul style="list-style-type: none"> • Logo • Housing Color • Cable 	<ul style="list-style-type: none"> • Contactless (125 kHz) Desktop Reader for HID Prox Credentials • Full CCID compatibility • For Thin- and Zeroclients • 5325CL compatibility mode • Available in various color options • Optional Card Retainer & Mounting Accessories • MOQ 10 • Order quantity multiples of 10 	R50250001-GR (Gray) (See “Mounting Accessory Pack” and “Card Retainer”)	Not applicable	<ul style="list-style-type: none"> • HID Prox 	
5027 CL USB	<ul style="list-style-type: none"> • Logo • Housing Color • Cable 	<ul style="list-style-type: none"> • Contactless (13.56 MHz) Desktop Reader with integrated Secure Element • Keyboard Wedge Operation • Optional Card Retainer & Mounting Accessories • MOQ 10 • Order quantity multiples of 10 	R50270001 (Dark Blue) (See “Mounting Accessory Pack” and “Card Retainer”)	Not applicable	<ul style="list-style-type: none"> • iCLASS • iCLASS SE® • iCLASS Elite • Seos® 	
5422 USB	<ul style="list-style-type: none"> • Logo • Housing Color • Cable 	<ul style="list-style-type: none"> • Dual Interface (13.56 MHz Contactless and Contact Reader) • Compatible with all major smart card technologies, tags and new technologies such as NFC • Supports HID iCLASS, MIFARE and MIFARE DESFire as well as ISO 7816 and ISO 14443 A/B 	R54220301 (See “Vertical Standing Base (black)” , “Mounting Accessory Pack” , and “Card Retainer”)	Not applicable	<ul style="list-style-type: none"> • Crescendo • iCLASS 	
5427CK Gen 2 (USB Interface)	<ul style="list-style-type: none"> • Logo • Housing Color • Cable 	<ul style="list-style-type: none"> • Contactless (13.56 MHz & 125 kHz HID Prox) Smart Card Reader • Mobile Access support only over NFC • Seos support • CCID or Keyboard Wedge Operation Mode • Closed Housing • Web-based configuration interface • Transparent card retainer 	R54270101 R54270101-Elite R54270101-Elite-Indala R54270101-Indala (See “Vertical Standing Base (black)” , “Mounting Accessory Pack” , and “Card Retainer”)	Not applicable	<ul style="list-style-type: none"> • HID Prox • Indala • iCLASS • iCLASS SE • iCLASS Elite • Seos • Mobile Access (NFC only) 	



OMNIKEY Model PC Interface	Customization Options	Description	Part Number	TAA* Part Number	Solution Compatibility	Product Image
5427 CK Gen 2 (USB Interface/ PC Interface) with Bluetooth support	<ul style="list-style-type: none"> • Logo • Housing Color • Cable 	<ul style="list-style-type: none"> • Contactless (13.56 MHz & 125 kHz HID Prox) Smart Card Reader • Mobile Access support over Bluetooth and NFC • Seos support • CCID or Keyboard Wedge Operation Mode • Closed Housing • Web-based configuration interface • Transparent card retainer 	R54270111 (Mobile ready reader) R54270111-Elite (Mobile enabled reader) R54270111-Elite-Indala (Mobile enabled reader) R54270111-Indala (Mobile ready reader) (See "Vertical Standing Base (black)" and "Mounting Accessory Pack") R54270111-UNI R54270111-UNI-Elite	Not applicable	<ul style="list-style-type: none"> • HID Prox • Indala • iCLASS • iCLASS SE • iCLASS Elite • Seos • Mobile Access (Bluetooth & NFC) 	
6121 USB Dongle	<ul style="list-style-type: none"> • Logo • Housing Color 	<ul style="list-style-type: none"> • EMV, CCID • ISO 7816 SIM-Size (ID-000) contact slot • USB 2.0 Key-ring attachable • EMV, CCID • MOQ 100 • Order quantity multiples of 100 	R61210320-2	Not applicable		
RDU55200 OMNIKEY SE Plug	Not applicable	<ul style="list-style-type: none"> • Contactless (13.56 MHz) USB Reader • Intergrated Secure Element • Compact size with intergrated USB-C connector 	RDU55200-00-000000	Not applicable	<ul style="list-style-type: none"> • iCLASS • iCLASS SE • iCLASS Elite • Seos 	

Description	Part Number		
	Base Part Number	Elite (E) or Standard Security (O)	Configuration Settings ¹
Elite Upgrade Cards ² Setup OMNIKEY 5x27CK or legacy iCLASS SE Platforms for Elite credential keys or reader admin keys.	SEC9X-CRD-	E = Elite Key ³	-P000 = Standard to Elite reader admin keys
		E = Elite Key ³	-P001 = Elite credential keys
Elite Downgrade Cards ² Setup OMNIKEY 5x27CK or legacy iCLASS SE Platforms for Elite credential keys or reader admin keys.	SEC9X-CRD-	E = Elite Key ¹	-P002 = Elite to Standard reader admin keys
		0 = Standard-1	-P003 = Standard 1 credential keys

¹ Keys
Specify Elite "E" or Standard-1/Standard-2 "0" based upon keys ALREADY LOADED in the reader that needs to be configured.

² Elite Upgrade and Downgrade Cards
Reader admin keys and reader credential keys must both be changed to upgrade or downgrade to or from Elite. A separate card is required for reader admin keys and reader credential keys. To complete an Elite upgrade or downgrade a Reader Configuration Card with specific configuration extension may also be required to modify configuration options other than Elite keys, for example modification of 125 kHz or 13.56 MHz interpreters.



³ Keys
Specify Elite "E" based upon Elite keys TO BE LOADED in the reader that needs to be configured.

Accessories ordering guide

Accessory	Description	Part Number	TAA* Part Number	Solution Compatibility	Product Image
Heavy standing base 31xx	<ul style="list-style-type: none"> • Heavy standing base • Middle piece • Weight includes middle piece • 100 gram 	Not applicable	A00000002	<ul style="list-style-type: none"> • OMNIKEY 3121 	
Mounting Accessory Pack	<ul style="list-style-type: none"> • Packaging size 10 pcs. • Mounting Jacket for Screw-on mount • Mounting Jacket Camera mounting screw use (hex nut) • Adhesive Strip for mounting jacket 	A50210001	Not applicable	<ul style="list-style-type: none"> • OMNIKEY 5021 • OMNIKEY 5022 • OMNIKEY 5023 • OMNIKEY 5025 • OMNIKEY 5027 • OMNIKEY 5421 • OMNIKEY 5422 • OMNIKEY 5427 	
Card Retainer	<ul style="list-style-type: none"> • Packaging size 10 pcs. • Card Retainer for card-present operation 	A50210002	Not applicable	<ul style="list-style-type: none"> • OMNIKEY 5021 • OMNIKEY 5022 • OMNIKEY 5023 • OMNIKEY 5025 • OMNIKEY 5027 	
Card Retainer	<ul style="list-style-type: none"> • Packaging size 10 pcs. • Card Retainer for card-present operation 	A54210001	Not applicable	<ul style="list-style-type: none"> • OMNIKEY 5421 • OMNIKEY 5422 • OMNIKEY 5427 	
Vertical Standing Base (black)	<ul style="list-style-type: none"> • Standing base for vertical reader • Supports card-present operation • Weight approx. 90 gram • Packaging size 1 pcs. 	A54270001	Not applicable	<ul style="list-style-type: none"> • OMNIKEY 5427 	
Vertical Standing Base (gray)	<ul style="list-style-type: none"> • Standing base for vertical reader • Supports card-present operation • Weight approx. 90 gram • Packaging size 1 pcs. 	A54210002	Not applicable	<ul style="list-style-type: none"> • OMNIKEY 5421 • OMNIKEY 5422 	
Configuration Card for OK5427 CK	<ul style="list-style-type: none"> • Packaging size 1 pcs. • Configuration Card for OK5427CK • 8K Bytes MIFARE DESFire EV3 • Not programmed 	800FNGGNN	Not applicable	<ul style="list-style-type: none"> • OMNIKEY 5427CK 	

9. Product selector guide – 125 kHz proximity reader technology

Embedded reader selector chart - 125 kHz proximity reader technology

DTK	3134BNC0000	3134AND0000
Embedded Module	MCM	ProxPoint™ Plus
Features	<ul style="list-style-type: none"> • HID Prox • Board Mounted Component 	<ul style="list-style-type: none"> • HID Prox • Full Prox Reader Capabilities - Just Connect and Go
Image		
Interface(s)	<ul style="list-style-type: none"> • Wiegand • Clock-and-Data 	<ul style="list-style-type: none"> • Wiegand • Clock-and-Data
Power	+4.5 - 5.5 V DC Voltage Regulation	+5 - 16 V DC
Current	<150 mA	<100 mA
Integration Difficulty	Difficult	Easy
Size	0.85 x 0.85 x 0.16 in (21.59 x 21.59 x 4.06 mm)	2.3 x 1.4 x 0.311 in (58.4 x 35.6 x 7.9 mm)



10. 125 kHz contactless embedded reader module ordering

ProxPoint™ Plus - The HID ProxPoint Plus OEM Module is a full-featured HID Proximity reader board that provides access to the industry’s largest 125 kHz contactless card population. Ideal for OEM application developers who need to interface to HID proximity cards to implement third-party applications, ProxPoint Plus is HID’s first proximity OEM Module that comes fully equipped with beeper, LED, and stock antenna to deliver full reader functionality. Simple interface and installation allows OEM applications access to all HID proximity card formats, including both short and long card formats.

eProx MCM - The Multi-Chip Module (MCM) provides the functions of an HID proximity reader on a single integrated circuit. The Prox by HID technology easily integrates to an existing electronic module and is able to be surface mounted to an existing PCB. The MCM enables adding RFID technology to a wide array of electronic devices, including alarm panels, electronic door locks, biometric readers, logical access devices, and process control equipment.

Card Reader Description	Base Part #	Current Rev #	Module Options	Hardware Options	Configuration Setting Options ¹	Custom ²
Multi Chip Module (MCM) ³	4025	A	1 = None	205 = Clock-and-Data w/ Standard Start-up 401 = Wiegand w/Quick Start-up (Quick start disabled) 402 = Wiegand w/Quick Start-up (Quick start enabled)		XXXX Y
ProxPoint OEM Module ⁴ • With Wiegand output • With Clock and Data output	4065 4068	A	L = Board only A = Board and Antenna ⁵	N = None	LED Options: 00 (Default) 05 07 Note: No beeper options are available.	XXXX Y
ProxPoint Plus OEM Module ⁴ • With Wiegand output	4065	B	L = Board only	C = No LED and no Beeper	LED/Beeper Options 00	XXXX Y

* Revision numbers and availability are subject to change without notice. Some product may require a signed Non-Disclosure agreement.

¹ Configuration Setting Options for ProxPoint OEM Modules are as follows (factory programmed):

00 = Beep on, LED normally red, reader flashes green on tag read.

05 = Beep off, LED normally red, host must flash green.

07 = Beep off, LED normally off, host must flash red and/or green (option not available for 4068).

³ Multi Chip Modules (MCM) are packaged in multiples of 25. Minimum order quantity is 25 pieces; orders will be accepted in multiples of 25 or 100 pieces thereafter.

⁴ Only pre-existing ProxPoint customers can order the ProxPoint OEM Module Revision A (4065A and 4068A).

All new customers looking to embed HID Proximity technology with a ProxPoint solution must order the ProxPoint Plus OEM Module Revision B (4065B).

⁵ OEM module board and antenna are shipped disconnected.

125 kHz embedded reader module antennas

Part Number	Description
40-0008-01	125 kHz, Air Tuned Antenna, 3.75 x 1.20 in (95.3 x 30.5 mm), use with eProx Lock
40-0032-02	125 kHz, Air Tuned Antenna, 2.22 x 1.43 in (56.4 x 36.3 mm), use with ProxPoint OEM & MCM



11. Indala Proximity

OMR module ordering guide

Part Number	Description
FP5110	OMR-705+
FP5120	OMR-705+, board w/ antenna
FP0500A	Flexpass MR reader module – 18" pigtail
FP0500A/L	Flexpass MR reader module – 120" pigtail

12. 13.56 MHz contactless embedded transponder ordering

207 - iCLASS eUnit ordering guide part numbers and options

The iCLASS® eUnit Contactless Smart Embedded Tag offers read/write capability. There is a minimum order of 100 units, and thereafter in multiples of 25. Make sure to select the appropriate choices and complete the full order form.

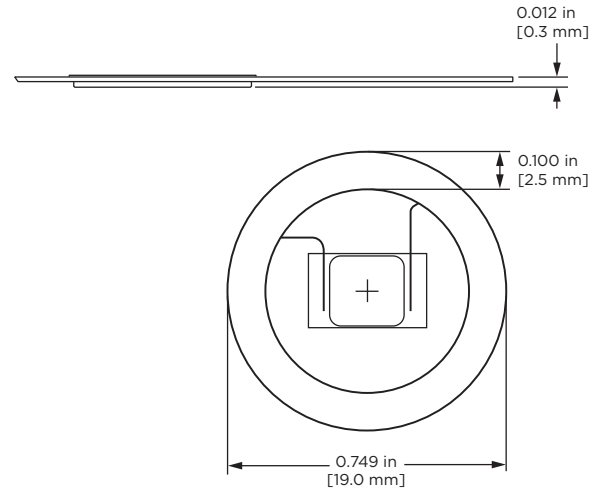
207 Base Model

iCLASS memory size and allocation (check one)

- 0** - 2k Bits (256 Bytes) with 2 application areas
- 1** - 16k Bits (2k Bytes) with 2 application areas
- 2** - 16k Bits (2k Bytes) with 16 application areas
- 3** - 32k Bits (4K Bytes) Application areas 16k/2+16k/1
- 4** - 32k Bits (4K Bytes) Application areas 16k/16+16k/1

Programming (check one)

- C** - Configured, for use with iCLASS SE® Encoder (legacy iCLASS encoding) Programming Information Not Required.
- V** - Configured, for use with iCLASS SE Encoder. (iCLASS SE encoding) Programming Information Not Required.
- M** - Programmed with Secure Identity Object™ (SIO®). Specify Programming Information.
- H** - Programmed with Secure Identity Object (SIO) and iCLASS Legacy encoding. Specify Programming Information.
- P** - Programmed iCLASS. Specify Programming Information.
- V** - Configured for use with iCLASS SE Encoder – SIO ready – Programming Information Not Required.



Coil option

- N** - Max diameter: 0.749 in (19.0 mm) / Max thickness: 0.012 in (0.3 mm)

Packaging option

- N** - None

Tag numbering

- N** - None

Hardware option

- N** - None

Enter your final card options from the above selections. Example: 2071PNNNN

Final Part Number	207			N	N	N	N
-------------------	-----	--	--	---	---	---	---

iCLASS 13.56 MHz Programming Information

Bit Numbers (e.g. 26 bit)	Format Number (e.g. H10301)	HID Elite ICE number	Facility Code	Custom Formats		
				Site Code	City Code	OEM Code

Internal Card Number		External Card Number		PIN (2-12 digits): <input type="checkbox"/>	
Start	Stop	Start	Stop	Sequential: Start #	Random: Length

Special Instructions:

507 – Seos eUnit part numbers and options

The iCLASS® Seos eUnit Contactless Smart Embedded Tag offers read/write capability. There is a Minimum order of 500 units, and thereafter in multiples of 500. Make sure to select the appropriate choices and complete the full order form.

507 Base Model

iCLASS Seos memory size and allocation

6 - 8K Bytes)

Programming

V - Configured for use with iCLASS SE Encoder – Programming Information Not Required.

Coil option

N - Max diameter: 1.06 in (26.9 mm)
Max thickness: 0.002 in (0.26 mm)

Packaging option

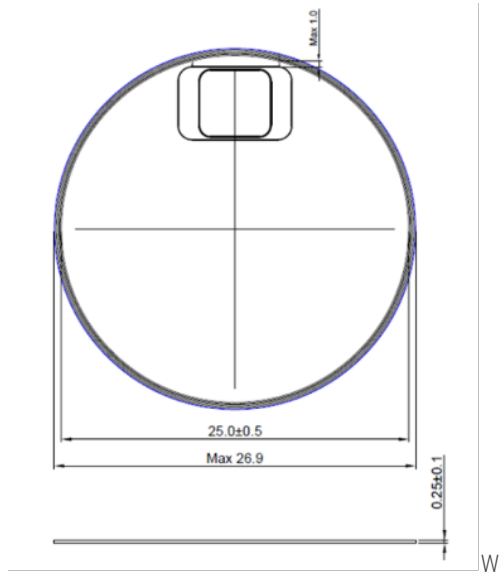
N - None

Tag numbering

N - None

Hardware option

N - None



Final Part Number	507	6	V	N	N	N	N
-------------------	-----	---	---	---	---	---	---

13. 125 kHz contactless embedded transponder ordering

1390 - eProx Tag Embedded Proximity part numbers and options

Make sure to select the appropriate choices and complete the full order form.

Bare coils must be ordered in multiples of 100.

Clear Tags must be ordered in multiples of 500.

1390 Base Model

Programming (check one)

- L** - Programmed, Low Frequency (125 kHz). Specify Programming Information.
- N** - Non-Programmed, Low Frequency (125 kHz). Programming Information Not Required.

Coil option (check one)

- N** - Standard, 0.866 in (22mm) Round Coil, Direct Connect Chip
- A** - 0.984 in (25 mm) Round Coil, Direct Connect Chip
- B** - 0.677 in (17 mm) Round Coil, Direct Connect Chip

Packaging option (check one)

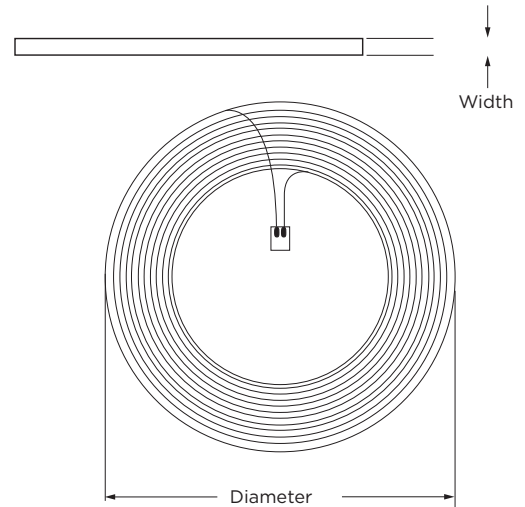
- N** - None (bare coil)
- C** - Clear Tag, Clear Polyester Covering (option not available for Standard 22mm Round coil)

Tag numbering

- N** - None

Hardware option

- N** - None



Enter your final tag options from the above selections. Example: 1390NNNNN

Final Part Number	1390				N	N
-------------------	------	--	--	--	---	---

Size Table

Coil Option	Packaging Option N - Bare Coil		Packaging Option C - Clear Tag	
	Max Diameter	Max Thickness	Max Diameter	Max Thickness
N	0.866 in (22 mm)	0.033 in (0.8 mm)	Not applicable	Not applicable
A	0.984 in (25 mm)	0.015 in (0.39 mm)	1.200 in (30.5 mm)	0.031 in (0.8 mm)
B	0.677 in (17.2 mm)	0.015 in (0.39 mm)	0.886 in (22.5 mm)	0.031 in (0.8 mm)
E	Not applicable	Not applicable	0.807 in (20.5 mm)	0.031 in (0.8 mm)

125 kHz Tag Programming Information

Bit Numbers (e.g. 26 bit)	Format Number (e.g. H10301)	Facility Code	Custom Formats		
			Site Code	City Code	OEM Code

Internal Tag Number	
Start	Stop

Special Instructions:

Appendix A - Extended Access Technologies Service Modules

Summary

The HID Extended Access Technologies (EAT) business unit depends on the successful integration of its many products and technologies into OEM and partner products in order to have a successful finished product and/or service that supports the needs of the end customer. To ensure these integrations happen successfully, the EAT Pre-Sales and Technical Support team support a wide variety of identification and authentication devices, which can be integrated into 3rd party hardware, and software, environments. The depth of the integration varies depending on the desired end-product, the skills and capabilities of the partner/customer, the application, and the targeted use-case. A perfect integration is necessary for the finished solution to achieve the desired technical and business results.

To support this objective, the HID EAT business unit offers a variety of consulting packages, to assist our integration partner in defining, implementing, deploying, and supporting these projects, ensuring a quality product or solution is achieved that meets the end customers' needs.

A.1 Definitions

Below is a summary of key terms related to these technical support packages:

Content

- What is the service deliverable from HID?
- What does the customer receive?
- What are the benefits for the customer?

Efforts

What efforts are required from the EAT technical support team? This also includes set-up and preparation times.

A.2 Antenna integration

Part-No.

EAT-TS-ANT

Content

- Workshop (on-site, remote) about antenna integration (HF, LF, BLE), requirements for optimized performance, do's and don'ts, measurement methods.
- Remote support answering occurring questions.
- On-site antenna integration check-up, performance measurement.
- Documentation about the performance measurement results, confirmation that integration follows HID specifications, advises how to increase performance.

Package delivery

Workshop:	1 day
Remote support:	0.5 day
Check-up:	1 day
Documentation	2 days



A.3 DTK Support

Part-No.

EAT-TS-DTK

Content

The main purpose of this technical support package is to separate pricing of the DTK (Developer Tool Kit) from the additional support services being offered by HID.

- Allows for flexible pricing of the DTK product, to meet different partner needs.
- Allows partners to purchase the DTK for a lower price without support.

The package provides a training overview of the DTK including its contents and how to use it. Additionally remote support (phone/web) is provided.

Package delivery

Training	0.5 day
Remote Support:	2 days (16 hrs, distributed over several days)

A.4 Project Management

Part-No.

EAT-TS-PRJ

Content

Provides a named contact to the customer for all technical communications and an interface between the customer and HID EAT field applications engineers, technical support and engineering. Project Management controls and drives the progress of the project. The engagement starts with a project kick-off workshop from which a design specification document will be created. This document contains:

- Definition of the project target
- Identified gaps
- Integration steps and timelines
- Test conditions to evaluate project achievement

Package delivery

Workshop	1 day
Documentation:	2 days
Project Management:	5 days (split over several days during the project duration)



A.5 Ad-hoc Support

Part-No.

EAT-TS-ADH

Content

Flexible package to provide on-site or remote support on partner/customer request on a daily basis. Package may provide, but is not limited to:

- Technical training
- Configuration assistance
- Integration review

Package delivery:

On-site/remote:	Per day
-----------------	---------

Appendix B - Development Tool Kits

Part Number	Description
3134BNK0000	OMNIKEY Secure Element Development Tool Kit
3134ANL0000	5x27 CK Development Tool Kit
3134BNM0000	OMNIKEY SE Reader Core Development Tool Kit

B.1 OMNIKEY Secure Element - 3134BNK0000



Developer tools

The DTK License key provides access to the Developer Portal where all Drivers, Software, Documentation, and Release Notes can be downloaded.

Reader Boards and Accessories	Sample Credentials
10 - OMNIKEY Secure Element 1 - 3121 Desktop Reader 1 - 5022 Desktop Reader 1 - OMNIKEY Secure Element Mother board 1 - OMNIKEY Secure Element Daughter board (QFN20 socket)	1 - HID MIFARE DESFire EV1 Card 8K 1 - iCLASS SE Card 32K 1 - HID MIFARE Classic Card 4K 1 - HID iCLASS Seos Card 8K

B.2 OMNIKEY 5x27CK - 3134ANL0000



Developer tools

The DTK License key provides access to the Developer Centre where all Drivers, Software, Documentation, and Release Notes can be downloaded.

Reader Boards and Accessories	Sample Credentials
<ul style="list-style-type: none"> 1 - 5427CK Reader (With Bluetooth Low Energy Support for Mobile Access) 1 - 5127CK-Mini Reader Board 1 - 5127CK Mini Reader Board + Industrial Housing 1 - 5127CK Reader Core 1 - 5127CK Reader Core HF/LF Antenna 1 - 5127CK Reader Core HF/LF Antenna + Spacer 1 - 5127CK Reader Core Bluetooth Antenna 1 - 5127CK Reader Core USB Adapter 	<ul style="list-style-type: none"> 1 - MIFARE Classic 4K Card 1 - MIFARE DESFire EV1 Card 1 - iCLASS 16K/16 Card 1 - HID ISOPROX II Card 1 - iCLASS Seos 8K Card 1 - Indala Flexpass Card

B.3 OMNIKEY SE Reader Core - 3134BNM0000



Developer tools

The DTK License key provides access to the Developer Centre where all Drivers, Software, Documentation, and Release Notes can be downloaded.

Reader Boards and Accessories	Sample Credentials
<ul style="list-style-type: none"> 1 - OMNIKEY SE Reader Core Mini 1 - OMNIKEY SE Reader Core Standard 1 - Development Board Assembly 1 - OMNIKEY Secure Element Test Credential Pack 1 - HF Antenna and cable (38mm x 83mm) 1 - HF Antenna and cable (34mm x 48mm) 1 - HF/LF combined Antenna and cable 1 - LF Antenna 1 - Bluetooth Antenna assembly 1 - USB A to RS232 cable 1 - USB to TTL Converter 	<ul style="list-style-type: none"> 1 - HID MIFARE DESFire EV1 Card 8K 1 - iCLASS SE Card 32K 1 - HID iCLASS Seos Card 8K 1 - HID MIFARE Classic Card 4K



Revision history

Date	Description	Revision
August 2025	Minor updates.	B.7
August 2025	Minor updates.	B.6
April 2025	Updated minimum and maximum order quantities for OMNIKEY SE Reader Core, added product images for accessories. Added RDU55200 OMNIKEY SE Plug information, and revised information for Section 10. 125 kHz contactless embedded reader module ordering.	B.5
December 2024	Updated minimum order quantities for OMNIKEY SE Reader Core and OMNIKEY Smart@Link Chipset, added Bluetooth Smart Antenna.	B.4
May 2024	Added OMNIKEY SE Reader Core, removed iCLASS SE Reader Module. Minor updates.	B.3
February 2024	Minor updates.	B.2
January 2024	Added OMNIKEY Secure Element Card and OMNIKEY 5022 CR USB. Removed Elite Downgrade Cards.	B.1
November 2023	Removed MCM2 and Prox Point Plus Development Tool Kits.	B.0
October 2023	Added new options for OMNIKEY 5022 CL USB, added 3121 Reader Board Holder.	A.9
April 2023	Updated minimum order quantity values for the iCLASS SE Reader Module.	A.8
January 2023	Removed iCLASS SE Processor section. Added Configuration Card information for OMNIKEY Secure Element,	A.7
March 2022	Added OMNIKEY SE Module and removed iCLASS SE Processor (Section 2). Added new part number options (Sections 5 and 6).	A.6
January 2022	Updated minimum order quantity and order quantity multiple values for 5022 CL USB, 5023 USB, and 5025 CL USB.	A.5
November 2021	Added OMNIKEY Secure Element. Updated to latest HID branding.	A.4
July 2021	Updated OMNIKEY Desktop Smart Card Readers section.	A.3
January 2021	Added iCLASS Seos eUnit.	A.2
July 2020	Added 5127CK Reader Core. Revised OMNIKEY DTK. Removed eProx Lock.	A.1
February 2020	Amalgamation of Embedded Solutions and OMNIKEY How to Order Guides	A.0



hidglobal.com

For technical support, please visit: <https://support.hidglobal.com>

© 2025 HID Global Corporation/ASSA ABLOY AB.
All rights reserved.
PLT-04888, Rev. B.7

Part of ASSA ABLOY